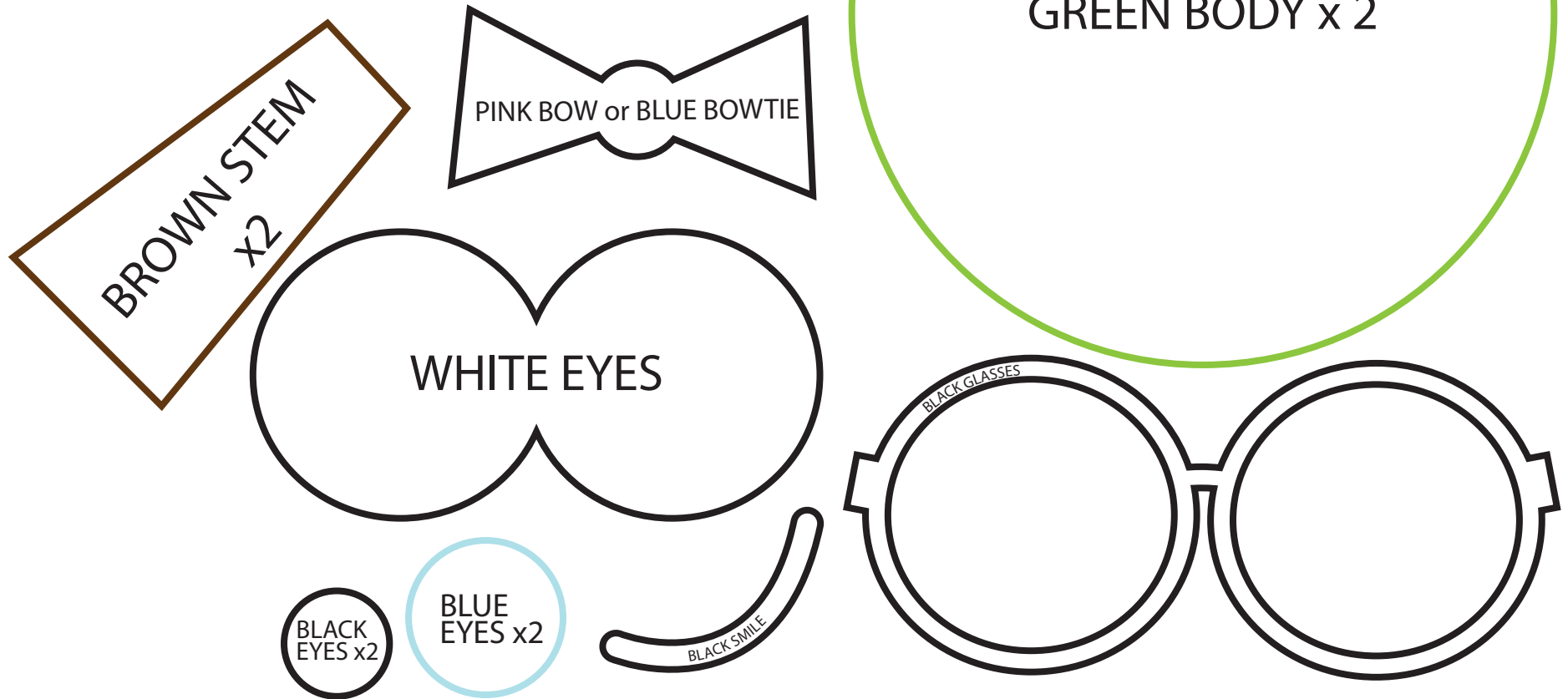





Bookworm Pillow

Designed and Copyright by Spot Of Tea Designs. For personal use only.
Not to be copied, distributed or sold.

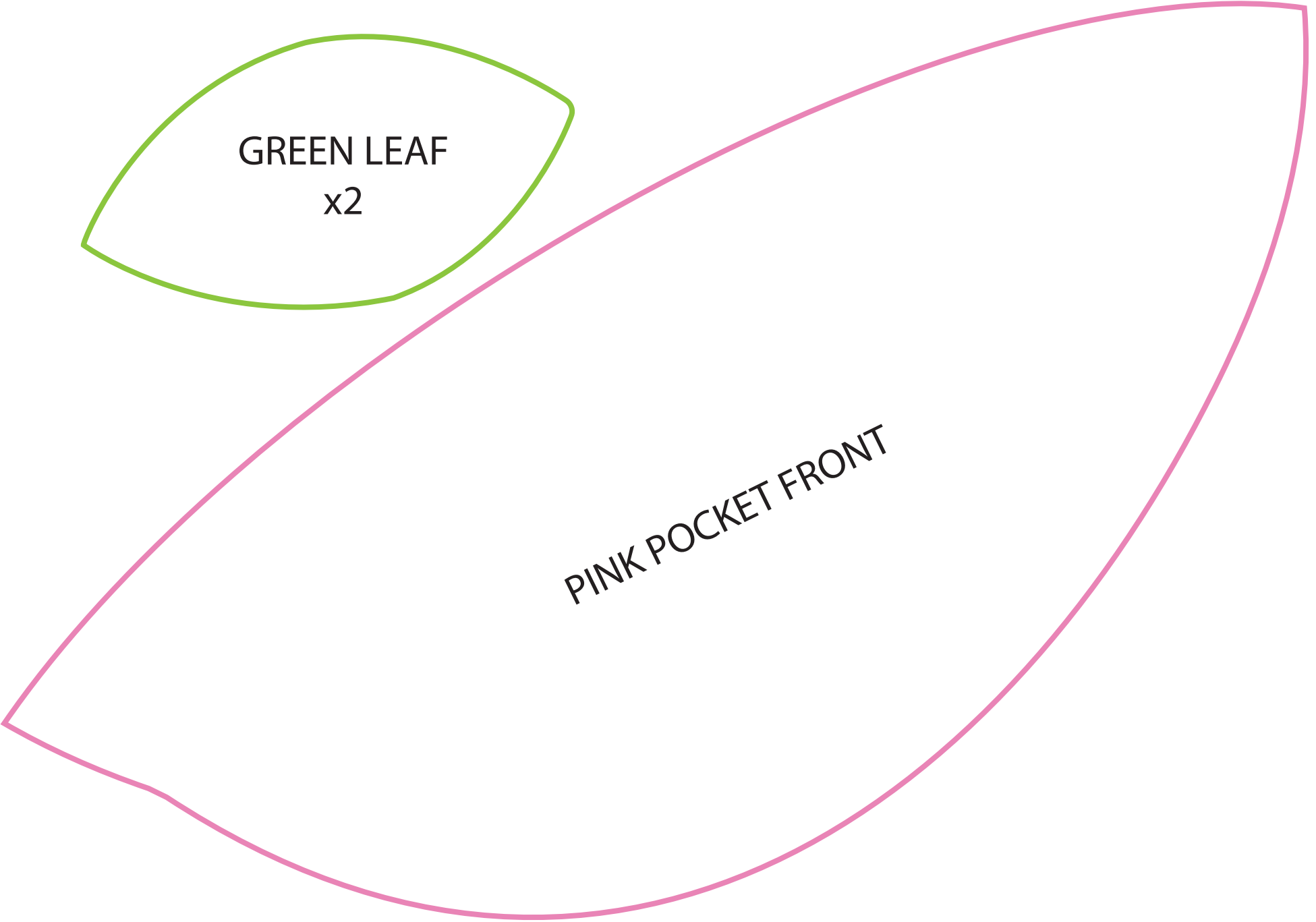
Print all 6 sheets here. There are 4 sheets that together will form the apple base shape. Overlap the words and it will create the apple shape when complete. The other colors and template shapes are all listed on this file.



(this smallest black eye center could also be made with buttons!)



GREEN LEAF
x2



PINK POCKET FRONT

THE TEMPLATE FOR THIS RED AT THE BODY

ON 4 DIFFERENT PAGES AS THE FINAL SIZE
12" WIDE.

PRINT ALL FOUR THEN CUT IT OUT AND LAMINATE
IN THIS DESCRIPTION BOX TO MAKE YOUR



RED APPLE BASE X 2

(IF USING A PATTERN, MAKE SURE THEY ARE

THE TEMPLATE FOR THIS RED APPLE BODY
ON 4 DIFFERENT PAGES AS THE FINAL SIZE
12" WIDE.



RED APPLE BASE X 2

(N, MAKE SURE THEY ARE MIRRORED SHAPES)

THIS RED APPLE BODY BASE IS BROKEN OUT
AGES AS THE FINAL SIZE IS APPROXIMATELY

THIS RED APPLE BODY BASE IS BROKEN OUT

AGES AS THE FINAL SIZE IS APPROXIMATELY

EN CUT IT OUT AND LINE IT UP WITH THE TEXT

N BOX TO MAKE YOUR FINAL APPLE SHAPE.

